

Viimeisin kampanjatiedotteemme on ilmestynyt 10.6.19, kts tarkemmat tiedot **KAMPANJA-linkistä!**

SOFTA SUPERSTORE WWW.SOFTASUPERSTORE.COM WWW.OHJELMISTOT.FI 28.07.2019 • v33 • 19:21	Asiakaspalvelu ark. 10.30 - 16 09 - 3424 370 Tarkennettu haku	TUOTEHAKU	TUOTERYHMÄT <div> HAE -- Valitse -- </div> <div> </div> Powered by DataCenter Finland Oy	<div> KIRJAUDU </div> <div> OSTOSKORI </div>
---	---	------------------	---	--

PÄÄVALIKKO

[ETUSIVU](#)
[YRITYSTIEDOT](#)
[TUOTEPERHEET](#)
[TUOTERYHMÄT](#)
[SUPERHAKU](#)
[LISENSSIT](#)
[KAMPANJA](#)
[UUTUUDET](#)
[SUPERTARJOUKSET](#)
[SOFTABASAARI](#)

SOFTAINFOA

[Softauutiset.](#)
[Käytetyt lyhenteet.](#)
[Tuote-esittelyjä.](#)
[Juridiikka.](#)
[Tietoturvaongelmien ratkaisuja.](#)
[Ohjelmistovalmistajien tukea.](#)
[Käyttäjäfoorumeja.](#)
[Hyödyllisiä apuohjelmia.](#)
[Softademo-linkkejä.](#)
[Lehdistölinkkejä.](#)
[Lehdistötiedotteita.](#)
[Seminaarikutsuja.](#)
[Asennusapua](#)
[Kaikenkattavat IT-palvelut](#)
[Muuta mielenkiintoista.](#)
[Vendors only!.](#)
[Omat kotisivut](#)

[TILAUSOHJEET](#)
[POSTITUSLISTA](#)
[REKISTERÖINTI](#)
[PIKAHINNASTO](#)
[TARJOUSPYYNTÖ](#)
[PALAUTE](#)
[ATK-KAAPELIT](#)
[ATK-KIRJAT](#)
[ATK-LEHDET](#)


ACD Systems ACDSee Pro 5



ACD Systems is the largest and most respected independent digital image editing and management provider in the world. The company was founded in 1993 in Texas by technology and imaging visionary Doug Vandekerckhove. Doug foresaw the importance of the convergence of analog and digital (print, photos, scans, video and metadata) in the 80's, revolutionizing how analog and digital information was used in pre-Web applications. Today ACD holds seven patents, and millions of ACDSee products are in use throughout the world.

ACD Systems has offices in the United States and Canada, supported by a team of global channel partners. With a product family that includes ACDSee Pro 5, ACDSee Pro Mac, ACDSee 14 photo editing and management solutions, and Canvas technical illustration software, the company serves millions of consumers, small and medium sized businesses, government agencies and educational institutions, and corporate customers.

Representative markets for ACD Systems' products include AEC (architecture, engineering and construction), insurance, manufacturing, aerospace, automotive, government, architecture/construction, education, gaming, technology, bio/health and oil/gas/energy. Customers include General Motors, Caterpillar, Boeing, The New York City Fire Department, NASA, CNN and the Royal Canadian Mounted Police. ACDSee software was used in the making of the movie Titanic because the filmmakers recognized that only ACDSee could provide the illustration, editing and management tools required for their large scale, complex development tasks and image management requirements.



Create stunning HDR images

Users can harness the unmatched speed and flexibility of ACDSee Pro 5 to manage, view, and process images with ultimate control. ACDSee Pro is the integrated image management solution that helps photographers get more done after the shoot, optimizing every aspect of their workflow while saving time, money and effort.

LCE (Lighting and Contrast Enhancement) single-exposure HDR algorithms powering Pro's Lighting tool accurately and intelligently stretch the dynamic range of your photos, making them incredibly realistic or atmospheric.



Key new features of ACDSee Pro 5 include:

- **Smarter Sharpening**
A new user-controlled edge detection mask slider lets you focus the sharpening effect more to edges and textures than non-textured areas.
- **Split-toning**
Take your photos to the edge in either Develop or Edit mode using split-toning to create sepia or tinted black & white, or add a tinted color to highlights and another to shadows to create a dramatic toning effect.
- **Dodge and Burn**
Target shadows, midtones or highlights for lightening or darkening with the Dodge and Burn tool, or selectively add vibrance, by adjusting saturation.



Streamline every step of your digital photography workflow-from start to finish

ACDSee Pro is a professional and reliable application designed to streamline your workflow and to increase your productivity. It empowers you to view, process, edit, organize, catalog, publish, and archive your photo collections with the precision and control demanded by professional photographers around the globe.

The most complete end-to-end solution available on the market today, ACDSee Pro delivers full RAW support and RAW processing, powerful organizing tools like customizable folders and categories, quick editing features, visual tagging and full color management support for ICC and ICM profiles to meet all of your professional needs. Designed for photographers.

Designed to inspire. Integrated support for the DNG - Digital Negative Specification - RAW format. Batch editing of thousands of photographs at once using multiple functions. Fully integrated IPTC support for interoperability with PhotoShop Captions. Watermark your photographs with graphics or text to reflect copyright and ownership laws, or to overlay business-related information on specific photographs.

The Shadow/Highlight tool allows you to brighten only the dark areas of a photo, or darken only overexposed areas, or do both simultaneously. HTML album templates designed to suit your professional needs. Customize them by adding your contact information, company logo, or a look and feel appropriate for your business.



Key features:

Take control of all your digital image assets:

· Whether you have thousands or tens of thousands of photos, an organized collection allows you to work smarter and faster. Your foundation for an effective workflow is digital asset management. ACDSee can handle both catalog- and browser-based workflows so you can manage your digital assets any way you like.

Hit the ground running:

· Why spend time importing your photos to a separate library when you don't have to? ACDSee connects you directly to the live folder tree on your computer so you can browse and work on your files without delay.

Streamline digital asset management:

· ACDSee is packed with time-saving photo management tools. Organize your photos as you import them from your camera or storage device. Catalog files for improved speed and performance. With NEW Batch Export, simultaneously perform a range of workflow steps. Convert formats and color space, resize and change filenames on batches of images. Customize your workspace to suit your individual style, and configure access to external editors with seamless simplicity.

Manage with flexibility:

· Organize your entire collection with ACDSee's full support for EXIF, IPTC and XMP metadata. Set and edit information about your photos in accordance with IPTC Core 1.1 industry standards. Save time by modifying metadata for groups of photos at once, and creating presets for ongoing use. Add ratings, keywords, categories, color-labels (NEW!) and location data to your images for the ultimate in digital asset management.

Find images:

· Tap into ACDSee's powerful array of search tools to quickly retrieve the photos you want. Find images based on metadata, file properties, date, event, keyword, ratings, color-labels and GPS location data. Build and save detailed searches. Filter, group and sort your results to quickly find that one photo you really need.

Ratings:

· Assign a rating of 1-5 to your images to help keep track of your best shots. The value you assign to your image in will be correctly applied in other applications you use; a 5 rating in ACDsee (the best!) is a top rating everywhere you upload.

Protect your Privacy:

· Use the Remove Metadata tool to keep your proprietary information private by stripping EXIF and IPTC metadata to protect the details of your locations, camera

settings and equipment choices.

Present and preserve your work:

- Share your shots through e-mail services such as Gmail and Yahoo! Mail Plus, and upload to flickr, SmugMug, and Zenfolio. Conveniently optimize and upload images to web spaces you manage through FTP. Design and present slideshows of your images. Protect your work by archiving your collection to .zip folders or on disc, and backing up to external hard drives.

View your images, any way you want, fast:

- Put your photos front and center with ACDSee's renowned viewing speed. View mode's flexibility lets you appreciate your images in full screen or examine the finest details at pixel level. From JPEG to RAW, you can count on ACDSee Pro to display your photos exactly the way you want, fast. And you'll be viewing your images in real time, from their original locations.

Examine details:

- Get up close and personal with your photos. Study your images using an arsenal of Zoom, Navigator, Magnifying Glass, and Histogram tools. See your images at full resolution with a single click.

Tag your shots:

- Accelerate your workflow by marking images for culling, processing, or further workflow steps with one-click visual tagging.

See and sort:

- Organize images as you review them. Categorize, add ratings and color-labels, and edit metadata on the fly.
- ACDSee supports over 100 different file formats, and RAW format support from new camera models is regularly added.

Stay focused as you scan:

- Flip quickly between images using the filmstrip window, and know exactly where you are within a large group of files.

Bring out the absolute best in your photos:

- ACDSee's Develop mode is your non-destructive workshop where you can process your RAW images and apply non-destructive adjustments to your JPG and TIFF files. With the flexibility of ACDSee's non-destructive editing, you'll arrive at your desired result quickly and safely.

Get the best RAW results:

- See incredibly accurate default color, contrast and exposure right from the start of your RAW processing workflow. A wide RGB color gamut preserves your camera's vibrant colors for true-to-life representation. With color management control, you can be confident that what you're previewing reflects the desired color and tone of your RAW conversion.

Tune your images:

- Get the correct white balance, color, exposure and tonal distribution for your images in Develop mode. Add vibrance while protecting skin tones, and adjust saturation, brightness and hue on a color-by-color basis. Fine tune tonal distribution with the combined Tone Curves and Levels tool. Avoid color clipping during RAW conversion by leveraging your image's histogram.

Get it Straight:

- Adjust geometry, and fix perspective, distortion and lens vignetting with full control over pixel size and resolution.

Reduce Noise:

- ACDSee's advanced noise reduction algorithm lets you control different aspects of noise with the luminance and color sliders.

Achieve HDR Results with a single exposure:

- Get amazing single-exposure HDR results from your RAW images using the Lighting tool, powered by ACDSee's patented LCE (Lighting and Contrast Enhancement) technology.

Smarter Sharpening:

- A new user-controlled edge detection mask slider lets you focus the sharpening effect more to edges and textures without amplifying any pre-existing noise in areas with little detail.

Split Toning:

- The new Split Toning tool gives you complete control over the balance of tones in the shadows and highlights of a given scene, opening up a world of creative possibilities. Create sepia or tinted black & white, or add a tinted color to highlights and another to shadows to create a dramatic toning effect.

Perfect every color:

- Adjust saturation, brightness and hue on a color by color basis with Advanced Color, and leverage the information provided in the Histogram and Clipping Display overlay windows to perfect your images.

Contrast control:

- Gain the ultimate in contrast control with the combined Tone Curves/Levels tool. Use the Luminance Histogram to apply curves or to adjust the black-point, midpoint and white-point.

Bring out the best in your photos:

- Once your global non-destructive adjustments have been completed, add finishing touches at the pixel level to create brilliant images. Remove flaws, repair red eye, and add watermarks, text and vignettes with ease. Edit specific areas of images with Selections tools, and experiment with peace of mind knowing you can revert to your Developed photo or your original image at any time. Simultaneously apply edits to multiple photos, for the ultimate in express editing.

Eliminate flaws:

- Easily remove red eye from your photos. Full controls in the Red Eye Reduction tool allow you to adjust the color and the intensity for a natural look. Plus magically erase flaws, blemishes and other unwanted objects with the Photo Repair tool's powerful Heal and Clone options.

Achieve the best light and color:

- Rescue photos that are too light or too dark with the Lighting tool, powered by ACDSee's LCE (Light and Contrast Enhancement) technology. Instantly lighten shadows and reduce highlights in one click, or adjust individual sliders to fine tune every aspect. Change the tonal range and color balance of your photos with easy-to-use adjustment tools.

Take your photography to the edge:

- The new Split Toning tool gives you complete control over the balance of tones in the shadows and highlights of a given scene, opening up a world of creative possibilities. Create sepia or tinted black & white, or add a tinted color to highlights and another to shadows to create a dramatic toning effect.



Special Effects:

Apply and fine-tune a range of pre-set effects quickly and easily with the Special Effects palette, now including:

Lomo Effect:

- Apply the popular Lomo effect to give an edgy, retro feel to your photos.

Collage Effect:

- Creatively display your photo in a collage of prints.

Orton Effect:

- Give an ethereal, pastel-like touch to your portraits and landscapes.

Frame your work:

- Add vignettes to your images and get creative results by blending the vignette with blend mode and opacity adjustments.

Put your photos to work for you:

- Using the new Drawing Tools palette to add lines and shapes such as squares, circles and arrows to draw attention to certain elements in your image. You can also adjust the width, feathering and blending of your brush to create subtle or dramatic drawing effects. The Text Overlay tool adds to the creative and practical possibilities.

Stake your claim:

- Claim ownership of your images by adding watermarks. ACDSee's Batch Edit tool makes it simple to apply watermark overlays to groups of photos at once.

Publish your work:

- Easily share and protect all your files with your free ACDSee Online account, including 10 GB of storage space*. Drag and drop images - including your RAW files - from ACDSee's Online mode to your free, personal space in the cloud. Use ACDSee Online as a backup source or share your images with select contacts, facebook and twitter or the rest of the world.

Manage your photos online:

- Simply drag and drop select images or folders directly from ACDSee to your ACDSee Online space. You can also set up automatic uploading of content from specific folders. Complete other workflow tasks while your files upload in the background. Easily organize your photos in your online space account using hierarchical folders. You can even apply the same organizational structure you have on your desktop.

Display beautifully:

- The simple, clean, advertising-free interface of ACDSee Online puts the attention squarely on your photos. Nothing will detract from the beauty of your images.

Control access:

· By default, your photos on ACDSee Online are private and secure. Keep them under lock and key, or create public albums to share with the world. You also have the option of setting passwords to grant access to a select audience, and giving them the ability to download images at full-size.

See your Stats:

· ACDSee Online lets you see view counts, views by day and highest ranked photos, at absolutely no charge.

Share socially:

· Extend the reach of your photos. From ACDSee Online, you can e-mail selected photos or entire albums. Upload to Facebook or tweet about your album on Twitter. Display your photos in full-screen slideshows and order prints directly via MyPix. Showcasing your photos has never been this effortless.

Store safely:

· Your images are safe on ACDSee Online. The service is powered by Amazon Web Services, the same reliable and secure infrastructure that backs Amazon.com and its worldwide network of sites.

**What's new in version 5:**

- Smarter Sharpening - A new user-controlled edge detection mask slider lets you focus the sharpening effect more to edges and textures than non-textured areas.
- Split-toning - Take your photos to the edge in either Develop or Edit mode using split-toning to create sepia or tinted black & white, Or add a tinted color to highlights and another to shadows to create a dramatic toning effect.
- Dodge and Burn - Target shadows, midtones or highlights for lightening or darkening with the Dodge and Burn tool, or selectively add vibrance, saturate or desaturate areas of interest.
- Drawing Tools - Put your photos to work for you using drawing tools to add lines and shapes such as squares, circles and arrows to draw attention to certain elements in your image. You can also adjust the width, feathering and blending of your brush to create subtle or dramatic drawing effects.
- Batch Export Tool - Save a group of photos to your specifications faster than ever with the updated ACDSee Pro 5 Batch Export tool. The batch export tool

allows you to easily create presets for exporting easily exporting groups of files to specified folders, file names, formats, color spaces and dimensions.

- Remove Metadata - Use the Remove Metadata tool to keep your proprietary information private by stripping EXIF and IPTC metadata to protect the details of your locations, camera settings and equipment choices.
- New Collage Effect to creatively display your photo in a collage of prints.
- New Orton Effect to give an ethereal, pastel-like touch to your portraits and landscapes
- New Lomo Effect to produce an edgy, retro feel.
- Choose from more than 20 special effect filters to add some dazzle to your images.
- Color labelling capability takes you to a whole new level of visual tagging and image organization.
- Do more in the cloud. Your free ACDSee Online account is your personal space in the cloud to store, manage and share your images, now including RAW format files. You can now email photo albums, post albums on facebook, and Tweet links to your albums with just a few clicks. Upload local files conveniently using Sync to Web folders to conveniently send your best work to your free ACDSee Online account.



System Requirements

Hardware

- Intel® Pentium® III / AMD Athlon processor or equivalent (Intel® Pentium® 4 / AMD Athlon XP or equivalent recommended)
- 512 MB RAM (1 GB RAM recommended)
- 250 MB free hard drive space (1 GB recommended)
- High Color display adapter at 1024 x 768 resolution (1280 x 1024 recommended)
- CD/DVD Burner - for creating CDs and DVDs

Software


- Microsoft® Windows® XP with Service Pack 2, Windows Vista®, or Windows® 7 operating system.

- Microsoft® Internet Explorer® 7+
- TiVo® Desktop Software - to publish images to your TiVo
- Microsoft® DirectX® 9.0c - for Microsoft DirectX file format support, and to create slide shows and screen savers
- QuickTime6.0 - for QuickTime file format support
- Ghostscript 8.0 - for PDF support
- Windows Media® Player 9.0




ACD Systems





EARN UP TO
€ 100*
CASHBACK

Create and Save



CorelDRAW[®] GRAPHICS SUITE 2019

Zaky Mufthi

*Terms and conditions apply. Payment in local currency

FIND OUT MORE



KESKITETYSTI

AutoDWG[®]

**DWG
DXF
Converter**

AutoDWG



KESKITETYSTI